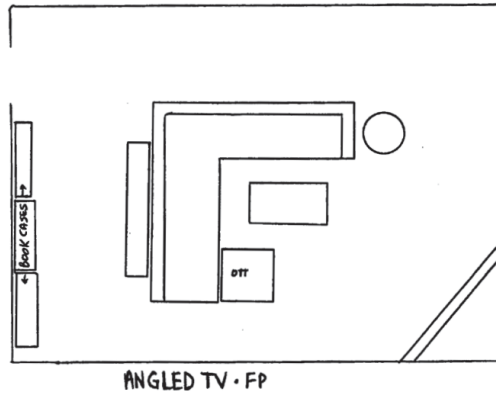
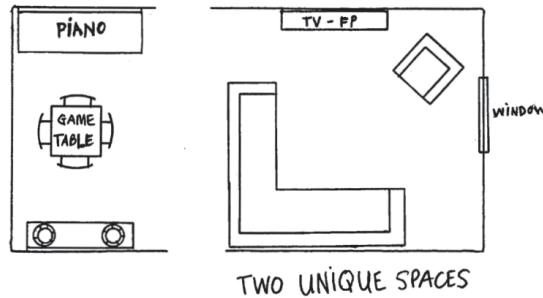


# Examples of Furniture Placement & Specifications

## Examples of Floor Plan Layouts

### *Fireplace or TV as focal point:*

Maximize the view of a fireplace or TV even when placed in a corner. Allow for comfortable walking space through the room and around furnishings (eighteen inches is typical). The console table behind the larger sofa delineates the living space from the walking space. If traffic pattern bisects a room, create two unique spaces (e.g., games, music, etc.).



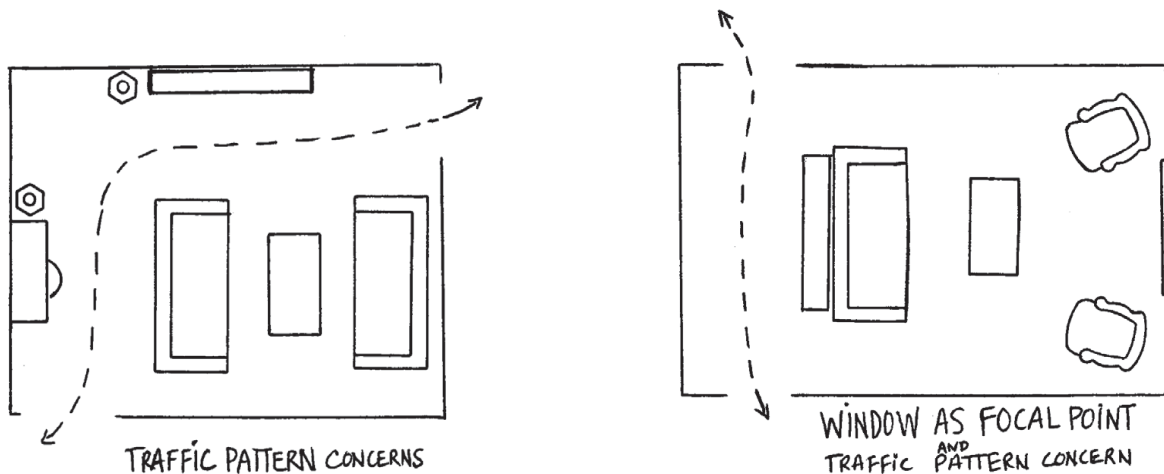
# Examples of Furniture Placement & Specifications

## *Rooms with traffic pattern concerns:*

Place furniture to best facilitate the traffic flow. Create the best way for people and pets to get from one doorway to the next.

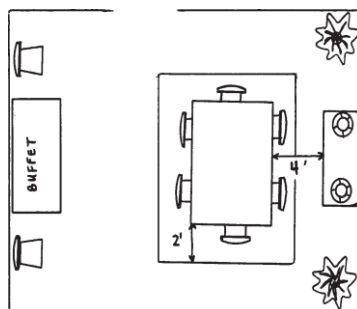
## *Long and narrow spaces:*

Long and narrow spaces, especially with doors and closets that affect the traffic patterns, can be difficult to furnish. What often helps is to create two separate functional areas within a long narrow space.



## *Dining rooms:*

A dining room buffet is great for storage. Add a mirror over buffets to make the room feel larger. The cabinet on the opposite wall will give that area dual functions and also balance out the weight of the room. Be sure there are at least four feet of clearance between a cabinet and the dining room table. Place a dining room rug two feet from the edge of the table to prevent the back legs of chairs from catching on the rug.



# Examples of Furniture Placement & Specifications

## Furniture Placement Specifications

*This isn't the sexy side of design but so very essential.*

### *-For walking or traffic zones:*

- Four feet of space is needed to comfortably move people from room to room.
- Floating furniture in the room away from the walls might allow people to move behind furniture, which could make for a better flow.

-Space between furniture:

- There should be eighteen inches of space between the edge of a chair or sofa and the edge of a coffee table.
- Dining chairs should be able to move three feet out from a table.
- Allow forty-eight inches of space around all sides of a dining table for best serving, seating, and movement.

### *-Other Furnishing Specifications*

- TVs: Place TVs at least two or three times their width from seating (e.g., if TV is 50 inches wide, place the TV 150 inches from seating). This rule will also help you purchase the right size TV for the space. Bigger is not always better.
- Bedroom: To get in and out of bed easily, you need twenty-four inches of space between the side of the bed and the wall.
- Make certain all doors can open completely without banging into furniture.